

## MOUNTING PROCEDURE

### KIT WINDSHIELD HONDA CB650-F

### HCF6300

[WWW.BARRACUDAMOTO.COM](http://WWW.BARRACUDAMOTO.COM)

#### MOUNTING PROCEDURE:

UNFIX THE HEADLIGHT AND TAKE OUT THE UPPER SCREWS OF THE HIGHLIGHT STEERING PLATE (1-1);

APPROACH THE TWO SPECIFIC BRACKET TOGHETER (A-B) LIKE IN THE PICTURE;

FIND THE RIGHT POSITION OF WINDSHIELD ON THE BRACKET ALREADY FIXED AND LOCK ALL THE SCREWS;

#### KIT

- X1. PLEXIGLASS
- X4. SPECIFIC BRACKET
- X4. SPECIAL BUSH
- X4. "ROUND HEAD" SCREW 6X14
- X2. "ROUNDHEAD" SCREW 8X40
- X4. TEFLON WASHER DIAMETER 5
- X6. RUBBER WASHER
- X4. WASHER DIAMETER 6
- X2. AUTOLOCK NUT DIAMETER 6


#### FIXING ON THE BIKE

Screw 8x40

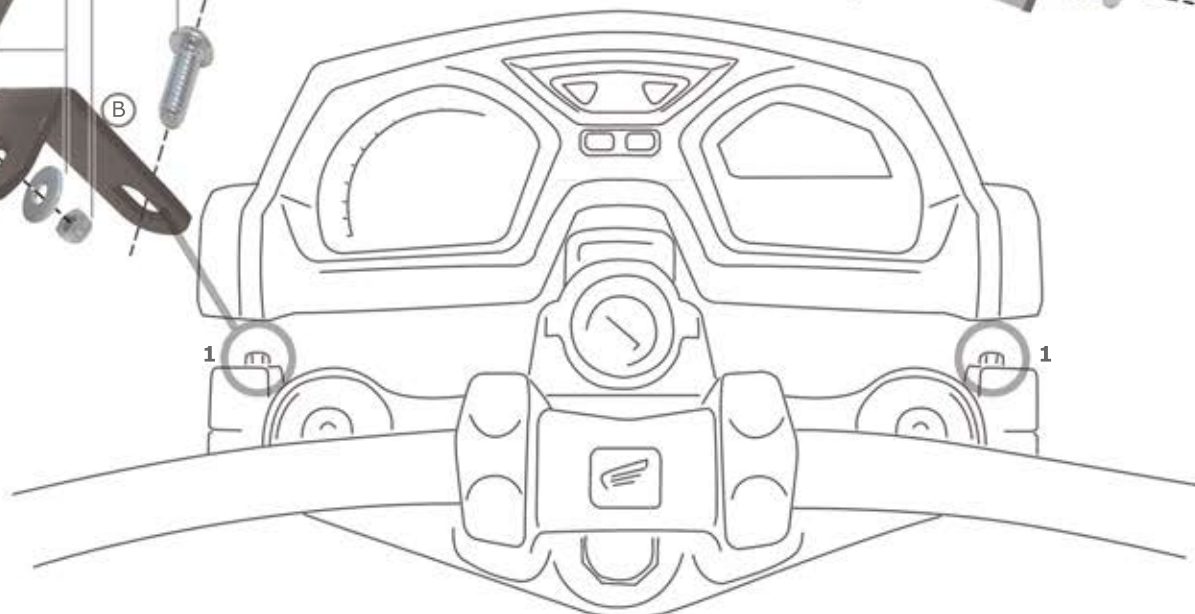
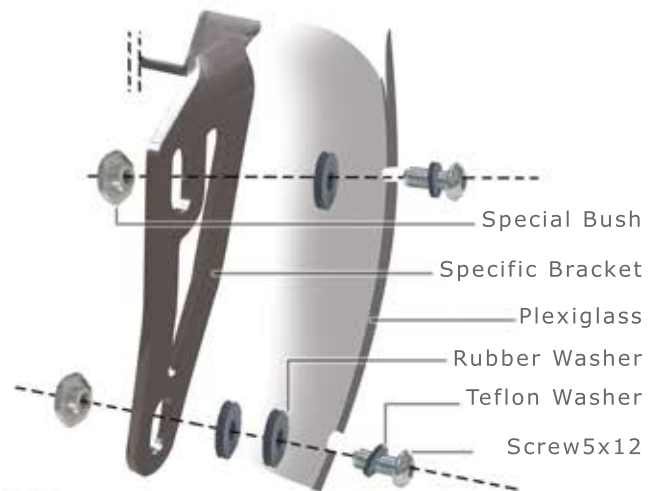
Nut Ø 6

Washer Ø 6

Screw 6x14



#### FIXING WINDSHIELD



NOTE: DON'T LOCK TOO MUCH TO AVOID PLEXIGLASS BROKEN