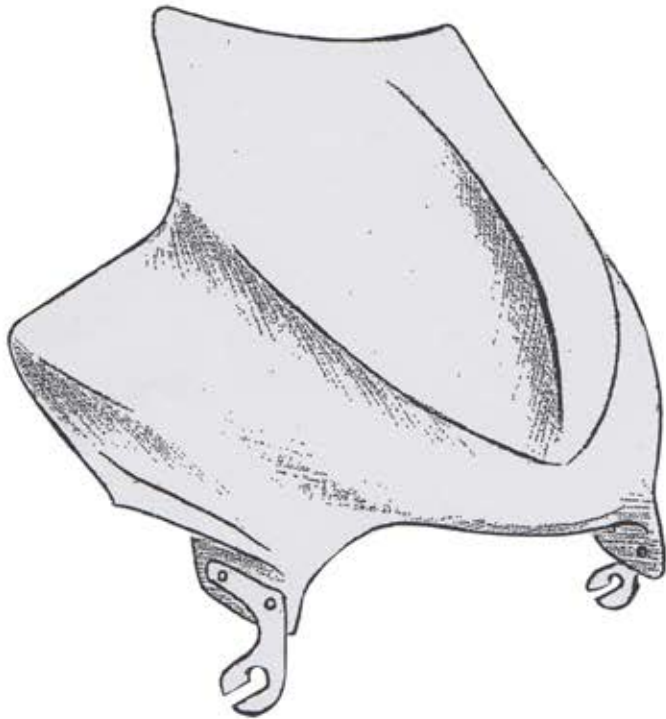


MOUNTING PROCEDURE

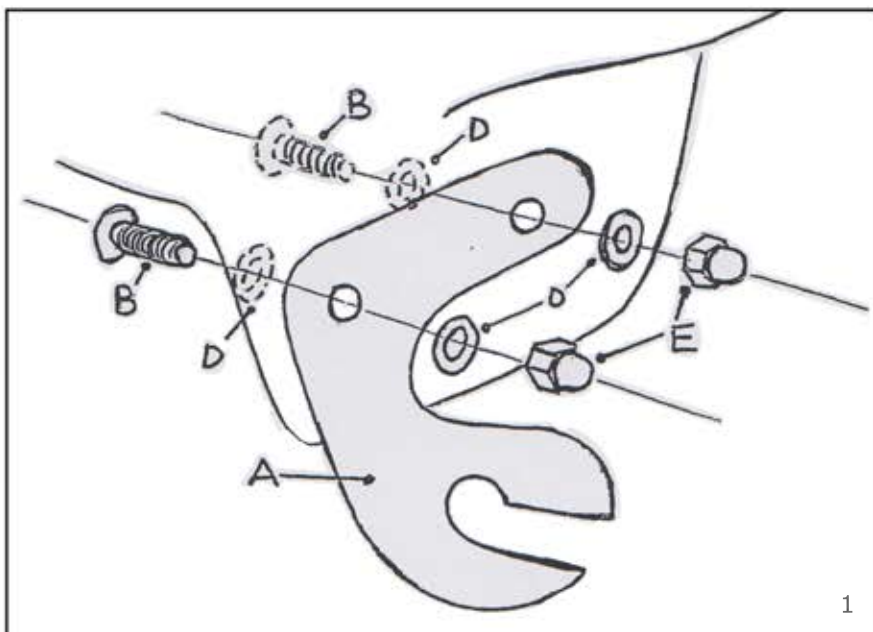
KIT WINDSHIELD + SPECIFIC BRACKET
HORNET 600 '03 - '04

N3000 + HN6ATT

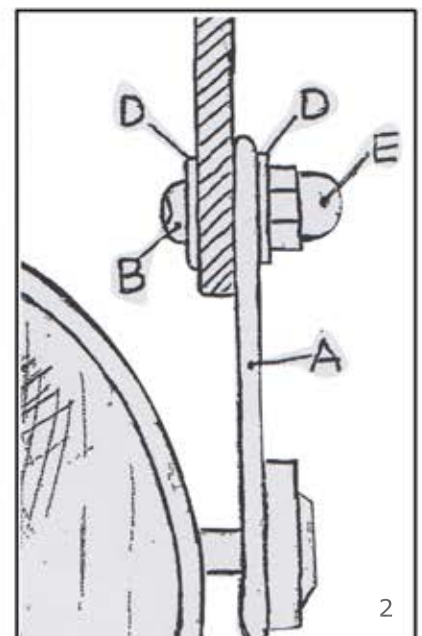
WWW.BARRACUDAMOTO.COM



FIX THE "A" BRACKET TO THE WINDSHIELD AND INSERT THE SCREW (6X14) "B" INTO THE BRACKET "A" HOLES FROM THE INSIDE AND AFTER IN THE TEFLON WASHER "D", INTO THE WINDSHIELD HOLES AND IN THE OTHERS TEFLON WASHER'S. IN THE END LOCK ALL WITH THE NUT "E" LIKE SHOWN IN THE PICTURE 1-2.



Assembling particular



NOTE: NOT LOCK TOO MUCH TO AVOID DAMAGES OF PLEXIGLASS