



ATTACCHI SPECIFICI PER - SPECIFIC FITTING KIT FOR
 KIT DE MONTAGE SPECIFIQUE POUR - SPEZIFISCHER MONTAGEKIT FÜR
 ANCLAJE ESPECIFICO PARA


BMW R1200R 2011


ISTRUZIONI DI MONTAGGIO - MOUNTING INSTRUCTIONS
 INSTRUCTIONS DE MONTAGE - BAUANLEITUNG - INSTRUCCIONES DE MONTAJE


A5100A - A5100A

1  **SUPPORTO**
 SUPPORT
 SUPPORT
 HALTERUNG
 SOPORTE
Q.TY n.2 (Dx-Sx)


2  **VITE TBEI M8x35mm**
 SCREW
 VIS
 SCHRAUBE
 TORNILLO
Q.TY n.2


3  **VITE TBEI M6x20mm**
 SCREW
 VIS
 SCHRAUBE
 TORNILLO
Q.TY n.2

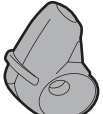
4  **VITE TCEI M6x20mm**
 SCREW
 VIS
 SCHRAUBE
 TORNILLO
Q.TY n.4


5  **RONDELLA Ø8x14mm**
 WASHER
 DISQUE
 SCHEIBE
 ARANDELA
Q.TY n.2

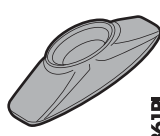
6  **RONDELLA Ø6mm**
 WASHER
 DISQUE
 SCHEIBE
 ARANDELA
Q.TY n.2

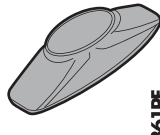
7  **DISTANZIALE Ø14x6mm**
 Spacing
 ENTRETOISE
 DISTANZSTÜCK
 DISTANCIADOR
Q.TY n.2

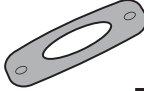
8  **COPRIVITE Ø6mm**
 Z362
 SCREW CAP
 CACHE VIS
 STOPFSCHRAUBE
 TAPA TORNILLO
Q.TY n.4

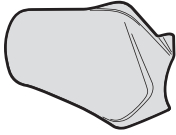
9  **Z361MC**
Q.TY n.2 (Dx-Sx)

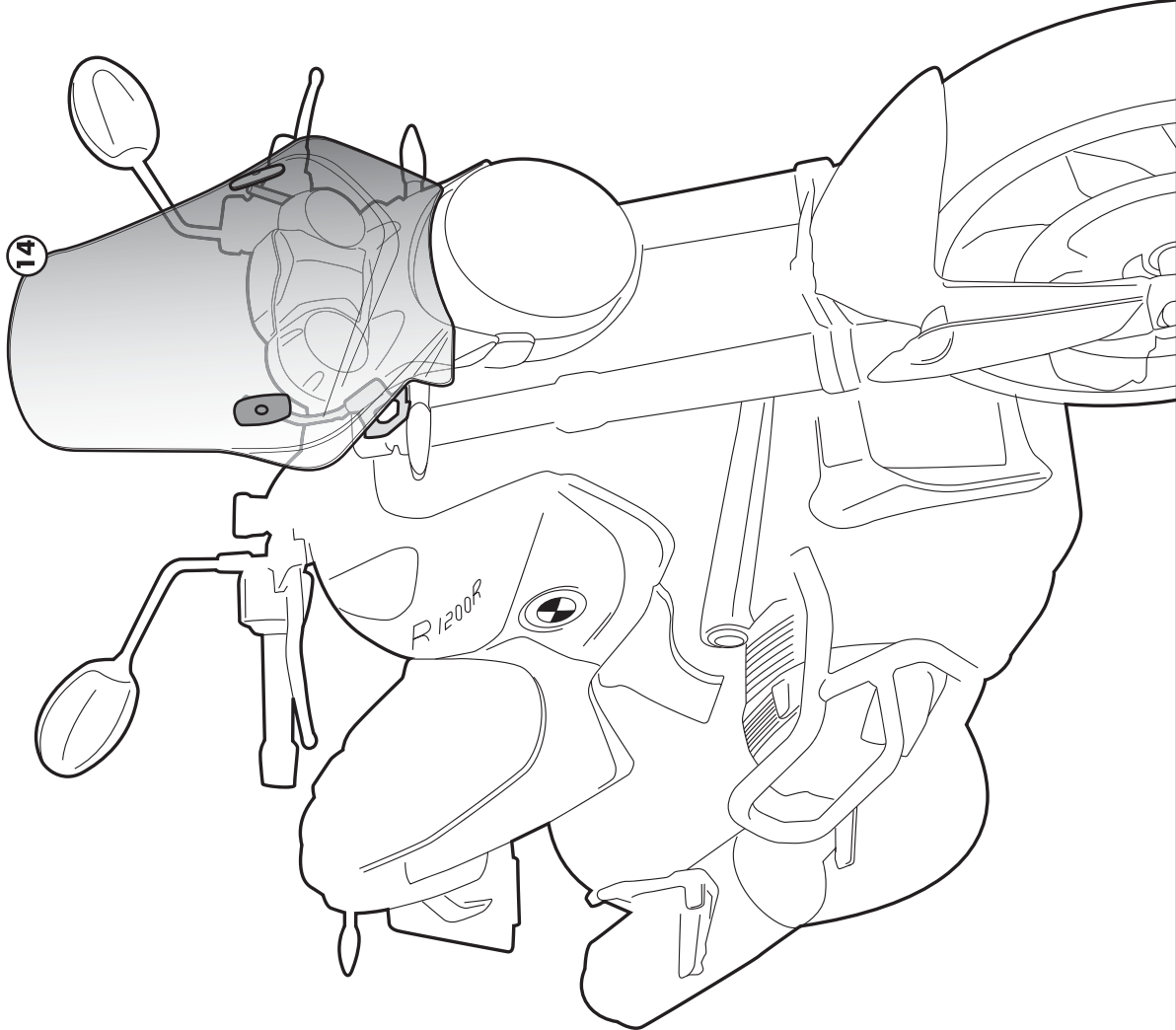
10  **Z361S**
Q.TY n.2

11  **Z361F**
Q.TY n.2

12  **Z361PE**
Q.TY n.2

13  **Z331**
Q.TY n.4

14  **Q.TY n.-**



ATTACCHI SPECIFICI PER - SPECIFIC FITTING KIT FOR
KIT DE MONTAGE SPECIFIQUE POUR - SPECIFISCHER MONTAGEKIT FÜR
ANCLAJE ESPECIFICO PARA

BMW R1200R 2011

ISTRUZIONI DI MONTAGGIO - MOUNTING INSTRUCTIONS
INSTRUCCIONES DE MONTAJE - BAUANLEITUNG - INSTRUCCIONES DE MONTAJE

