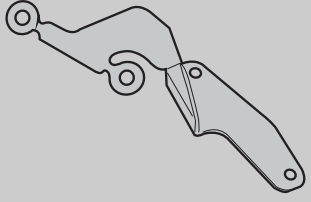
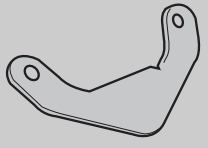









A2118 - KA2118

ATTACCHI SPECIFICI PER - SPECIFIC FITTING KIT FOR - KIT DE MONTAGE SPECIFIQUE POUR
 SPEZIFISCHER MONTAGEKIT FÜR - ANCLAJE ESPECÍFICO PARA - ANCORADOURO ESPECÍFICO

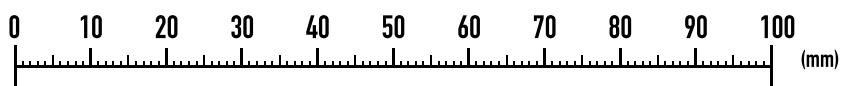
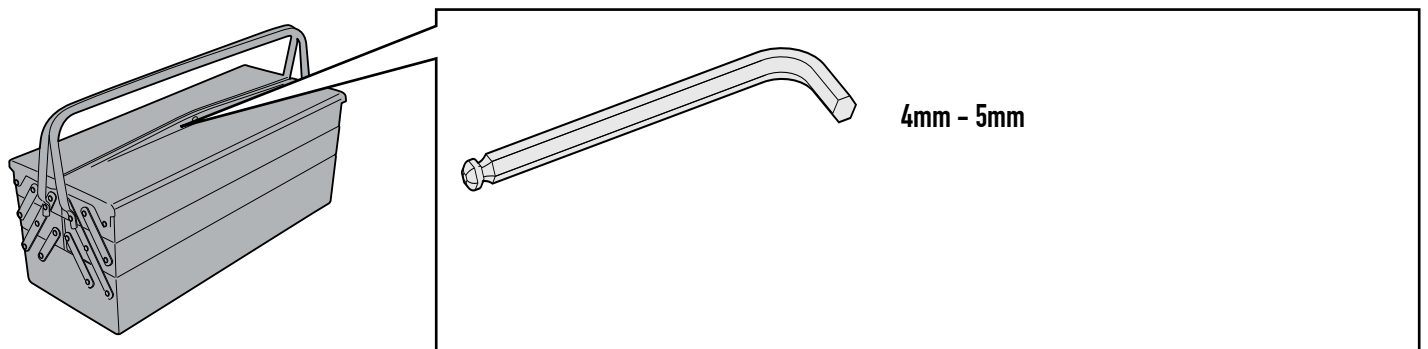
YAMAHA MT-07 (2014)

N°	Descrizione	Caratteristiche	Codice	Quantità	
1	Supporto - Support - Support Halterung - Soporte - Apoio	-	GL2650DX GL2650SX	2 (Dx,Sx)	
2	Supporto - Support - Support Halterung - Soporte - Apoio	-	GL2651P	1	
3	Vite - Screw - Vis Schraube - Tornillo - Parafuso	TBEI M6x30	630TBEI	2	
4	Vite - Screw - Vis Schraube - Tornillo - Parafuso	TBEIFN M6x16	616TBEIFN	4	
5	Dado - Bolt - Ecrou Mutter - Tuerca - Porca	Auto Bloccante Flangiato Ribassato M6	6DADIABFN	4	
6	Rondella In Gomma - Rubber Washer Rondelle En Gomme - Gummischeibe Arandela De Goma - Arruela De Borracha	-	ORONG	4	
7	Rondella In Nylon - Nylon Washer Rondelle Original En Nylon - Nylonscheibe Arandela De Nylon - Arruela De Nylon	-	Z1979	4	
8	Rondella - Washer Rondelle - Scheibe Arandela - Arruela	Ø6	6RON	2	
9	Componenti Originali - Original Parts Parties Originales - Original Bauteile Componentes Originales - Componentes Originais	-	-	-	-
10	-	-	1102A	1	

A2118 - KA2118

ATTACCHI SPECIFICI PER - SPECIFIC FITTING KIT FOR - KIT DE MONTAGE SPECIFIQUE POUR
SPEZIFISCHER MONTAGEKIT FÜR - ANCLAJE ESPECÍFICO PARA - ANCORADOURO ESPECÍFICO

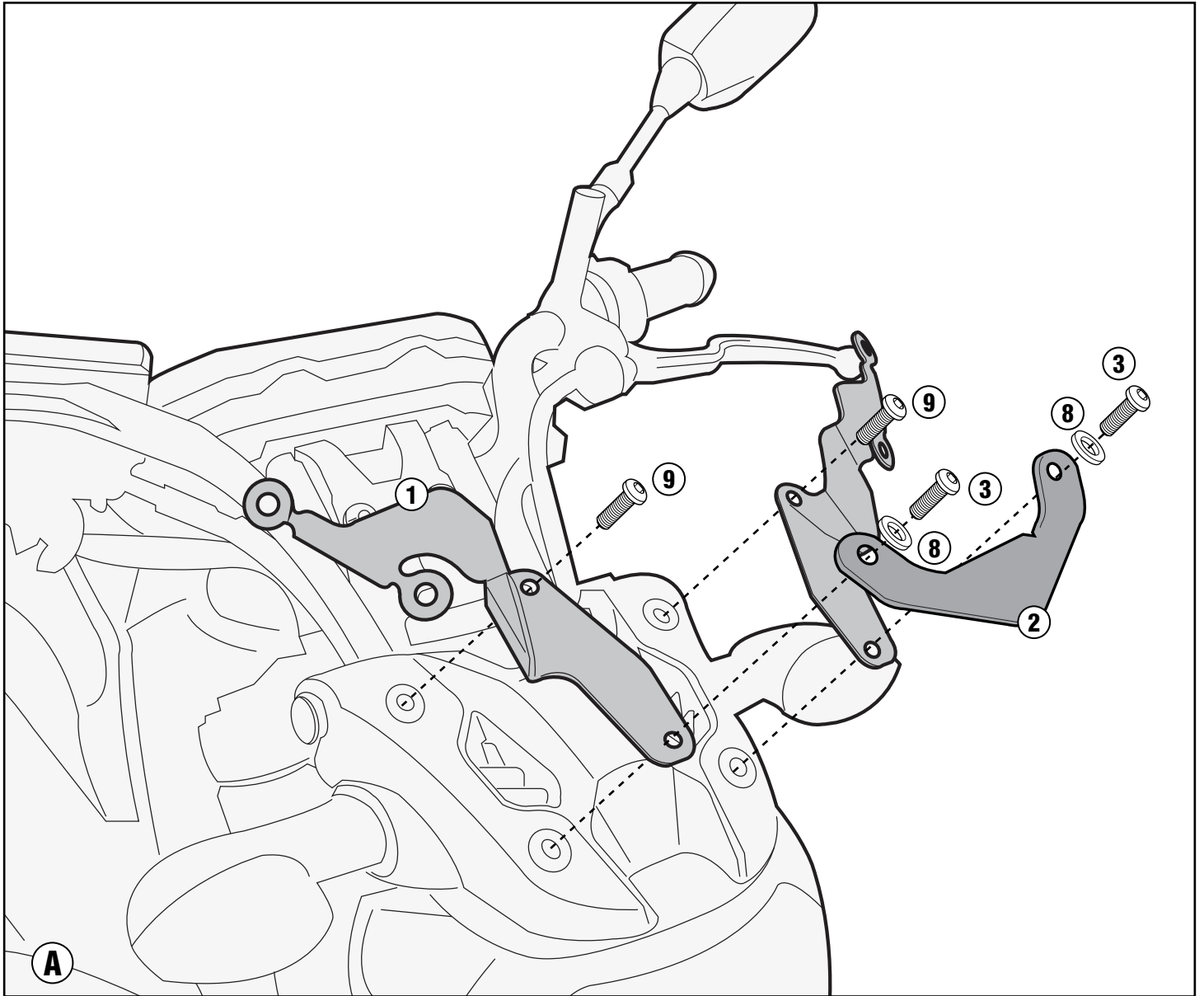
YAMAHA MT-07 (2014)



A2118 - KA2118

ATTACCHI SPECIFICI PER - SPECIFIC FITTING KIT FOR - KIT DE MONTAGE SPECIFIQUE POUR
SPEZIFISCHER MONTAGEKIT FÜR - ANCLAJE ESPECÍFICO PARA - ANCORADOURO ESPECÍFICO

YAMAHA MT-07 (2014)



A2118 - KA2118

ATTACCHI SPECIFICI PER - SPECIFIC FITTING KIT FOR - KIT DE MONTAGE SPECIFIQUE POUR
SPEZIFISCHER MONTAGEKIT FÜR - ANCLAJE ESPECÍFICO PARA - ANCORADOURO ESPECÍFICO

YAMAHA MT-07 (2014)

