










# TE2110 - TE2110K

TELAJETTO LATERALE SPECIFICO - SPECIFIC SADDLEBAG TUBULAR HOLDER - SUPPORT TUBULAIRE POUR SACOCHES CAVALIÈRES - SPEZIAL SEITENTRAEGER FUER WEICHTASCHEN  
 PORTA ALFORJAS TUBULAR LATERAL - SUPORTE LATERAL DE ALFORGES

## YAMAHA

## XJ6 600

## (2013)

N°	Descrizione	Caratteristiche	Codice	Quantità	
1	Supporto - Support - Support Halteung - Soporte	-	-	2 (Dx,Sx)	
2	Ponte - Bridge - Pont Ungrohr - Puente Ponte	-	-	1	
3	Vite - Screw Vis - Schraube Tornillo - Parafuso	TEF M6x16	616TEF	2	
4	Vite - Screw Vis - Schraube Tornillo - Parafuso	TBEI M8x50	850TBEI	2	
5	Vite - Screw Vis - Schraube Tornillo - Parafuso	TCEI M8x50	850TCE	2	
6	Rondella - Washer Rondelle - Scheibe Arandela - Arruela	Ø8x14	814RON	2	
7	Dado - Bolt - Ecrou Mutter - Tuerca - Porca	Auto Bloccante Flangiato M6	6DADIABFN	2	
8	Dado - Bolt - Ecrou Mutter - Tuerca - Porca	Auto Bloccante Flangiato M8	8DADIFN	2	
9	Particolari Inclusi Nel Kit Viteria Del 2110FZ Components Included In The Fitting Kit Of The 2110FZ Pièces Inclues Dans Le Kit De Vis Del 2110FZ Die Einzelnen Teile Sind Bei Montagekit Der 2110FZ Despieces Incluidos En El Kit De Anclajes Del 2110FZ Explodiu incluido no Kit as âncoras da 2110FZ	-	-	-	-
10	Particolari Inclusi Nel Kit Aggiuntivo Components Included In The Additional Fitting Kit Pièces Inclues Dans Le Kit De Vis Additionnel Die Einzelnen Teile Sind Bei Zusatlichem Montagekit Enthalten Detalles Incluido en Kit Detalhes adicionais incluídos na Kit	-	-	-	-
11	Copriforo - Bolt Cap Cache Trou - Stopslock Tapa Agujero - Tampa do Orificio	Ø8	Z801	2	

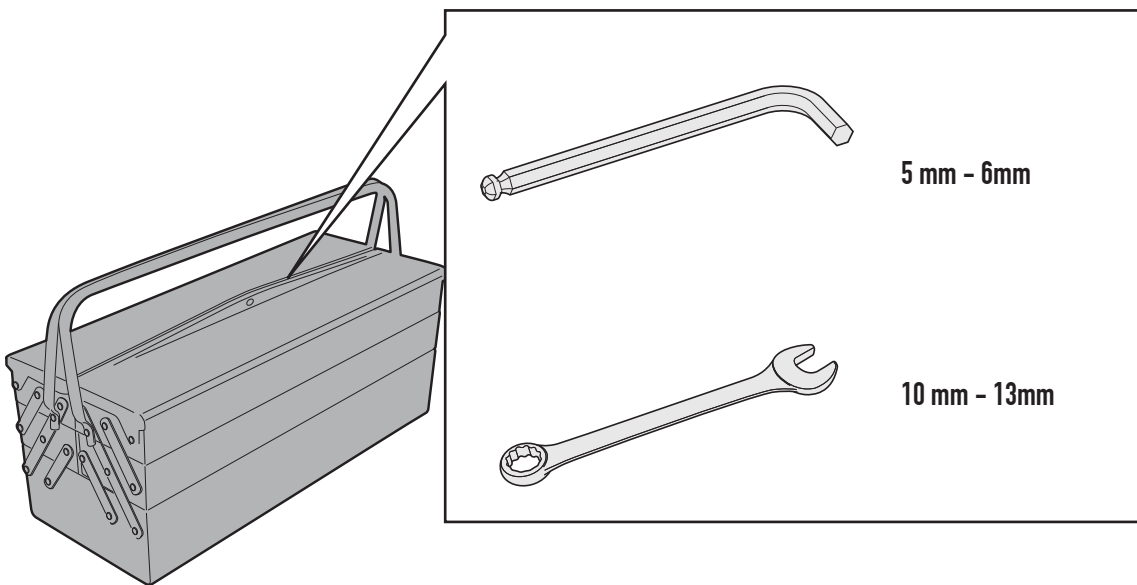
# TE2110 - TE2110K

TELAJETTO LATERALE SPECIFICO - SPECIFIC SADDLEBAG TUBULAR HOLDER - SUPPORT TUBULAIRE POUR SACOCHES CAVALIÈRES - SPEZIAL SEITENTRAEGER FUER WEICHTASCHEN  
PORTA ALFORJAS TUBULAR LATERAL - SUPORTE LATERAL DE ALFORGES

**YAMAHA**

**XJ6 600**

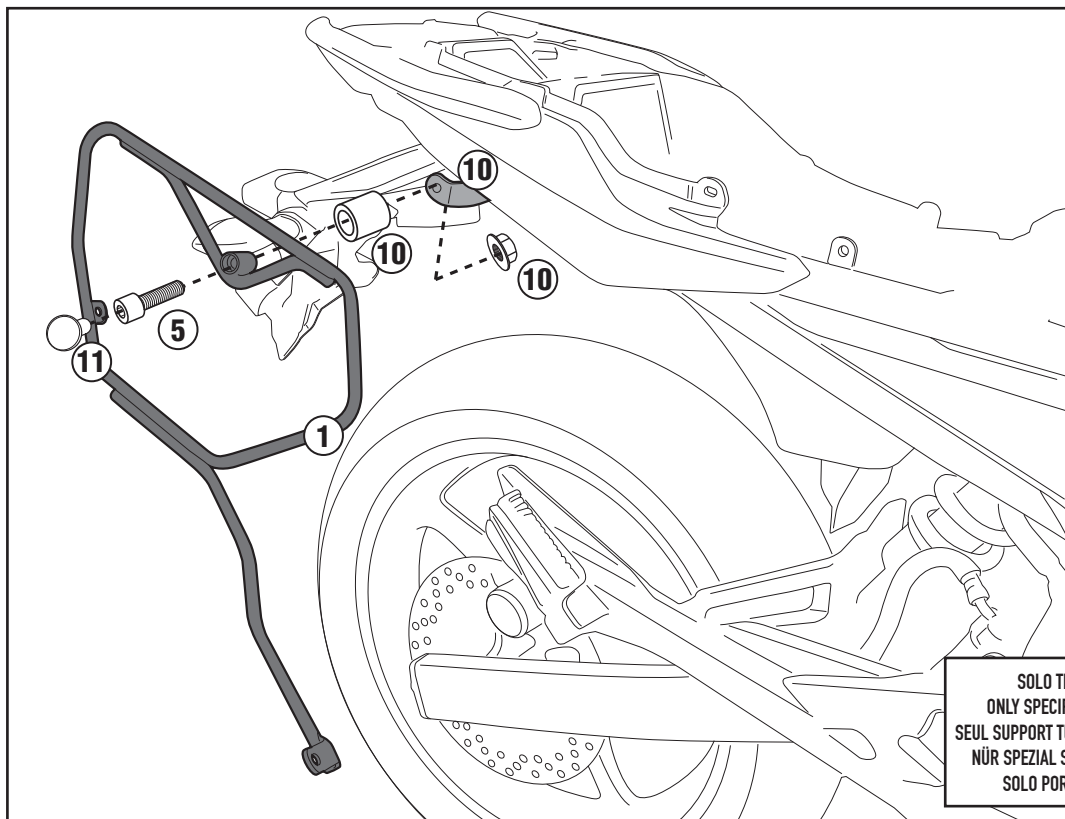
**(2013)**



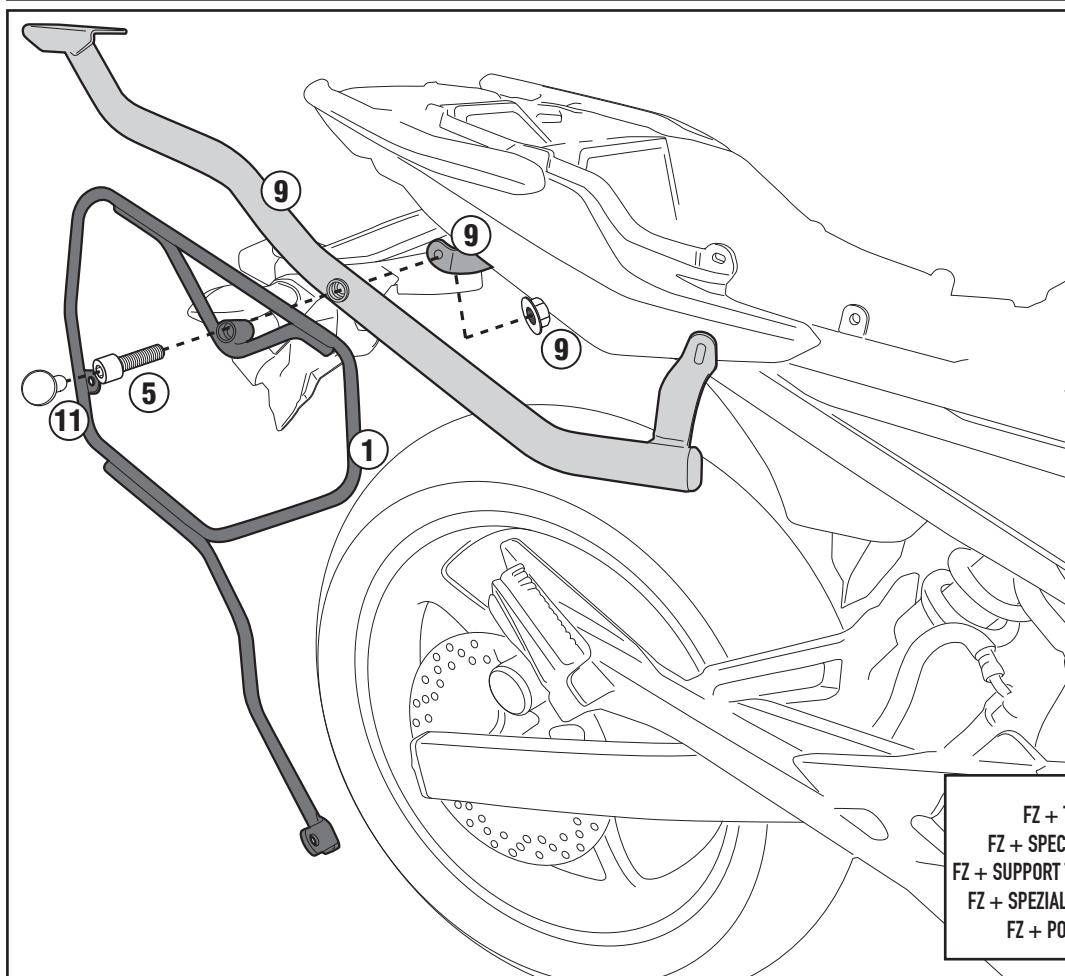
# TE2110 - TE2110K

TELAJETTO LATERALE SPECIFICO - SPECIFIC SADDLEBAG TUBULAR HOLDER - SUPPORT TUBULAIRE POUR SACOCHES CAVALIÈRES - SPEZIAL SEITENTRAEGER FUER WEICHTASCHEN  
PORTA ALFORJAS TUBULAR LATERAL - SUPORTE LATERAL DE ALFORGES

**YAMAHA** **XJ6 600** (2013)



SOLO TELAIETTO LATERALE SPECIFICO  
ONLY SPECIFIC SADDLEBAGS TUBULAR HOLDER  
SEUL SUPPORT TUBULAIRE POUR SACOCHES CAVALIÈRES  
NÜR SPEZIAL STAHLROHR-SEITENKOFFER-TRAEGER  
SOLO PORTA ALFORJAS TUBULAR LATERAL



FZ + TELAIETTO LATERALE SPECIFICO  
FZ + SPECIFIC SADDLEBAGS TUBULAR HOLDER  
FZ + SUPPORT TUBULAIRE POUR SACOCHES CAVALIÈRES  
FZ + SPEZIAL STAHLROHR-SEITENKOFFER-TRAEGER  
FZ + PORTA ALFORJAS TUBULAR LATERAL

ISTRUZIONI DI MONTAGGIO - MOUNTING INSTRUCTIONS  
INSTRUCTIONS DE MONTAGE - BAUANLEITUNG  
INSTRUCCIONES DE MONTAJE - INSTRUÇÕES DE MONTAGEM

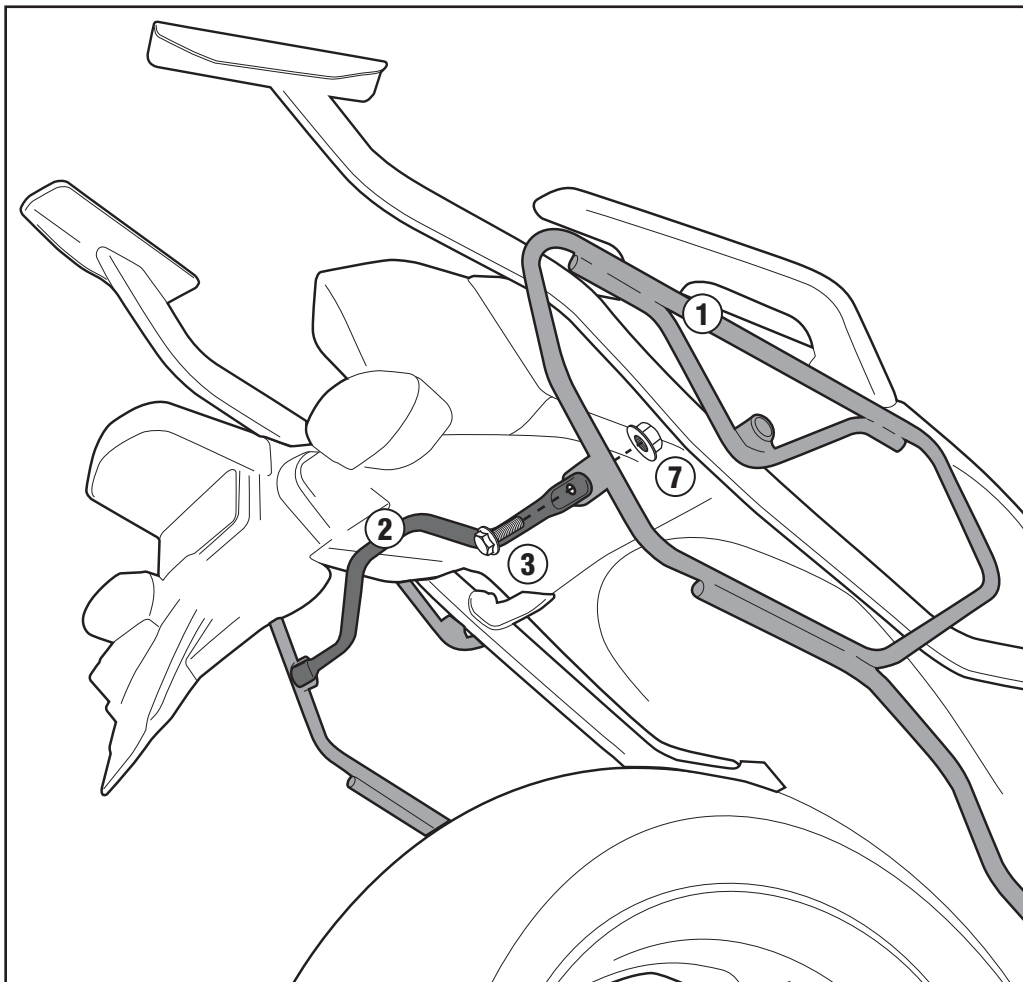
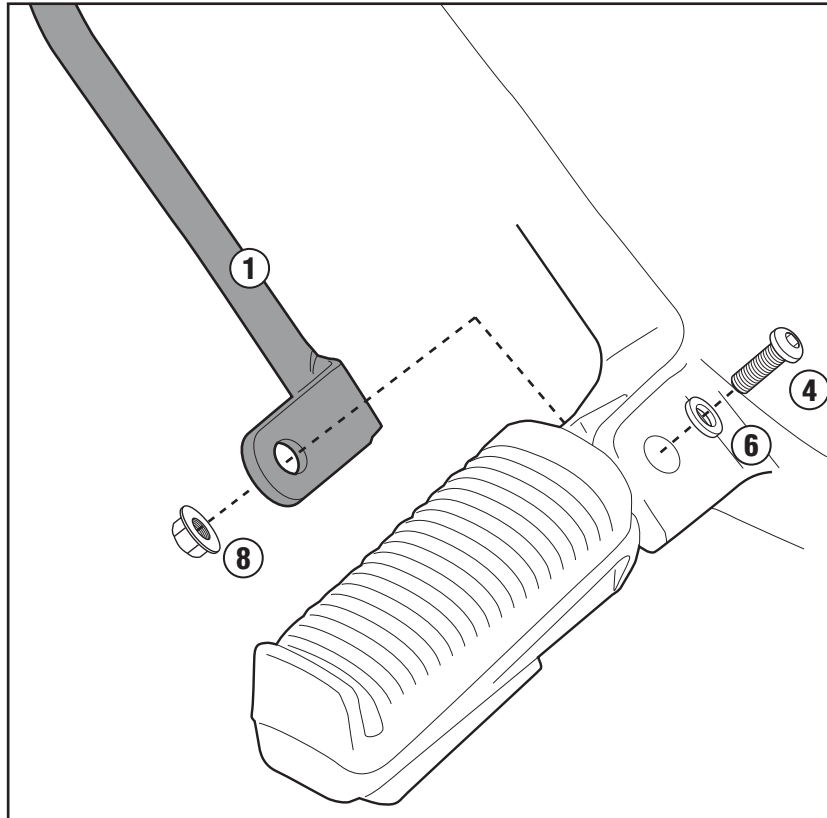
# TE2110 - TE2110K

TELAIETTO LATERALE SPECIFICO - SPECIFIC SADDLEBAG TUBULAR HOLDER - SUPPORT TUBULAIRE POUR SACOCHES CAVALIÈRES - SPEZIAL SEITENTRAEGER FUER WEICHTASCHEN  
PORTA ALFORJAS TUBULAR LATERAL - SUPORTE LATERAL DE ALFORGES

## YAMAHA

## XJ6 600

## (2013)



ISTRUZIONI DI MONTAGGIO - MOUNTING INSTRUCTIONS  
INSTRUCTIONS DE MONTAGE - BAUANLEITUNG  
INSTRUCCIONES DE MONTAJE - INSTRUÇÕES DE MONTAGEM