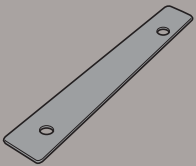
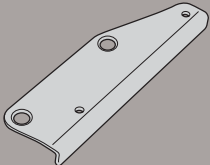
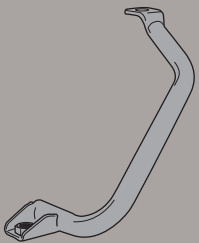
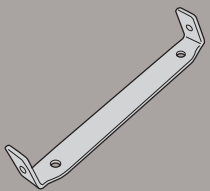
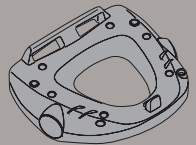








SR3105M - KR3105M

PORTAPACCO SPECIFICO - SPECIFIC HOLDER - PORTE-PAQUET SPÉCIFIQUE - SPEZIFISCHER TRÄGER - PORTA-EQUIPAJE ESPECÍFICO - TRANSPORTADOR ESPECÍFICO

SUZUKI DL1000 V-STROM (2014)

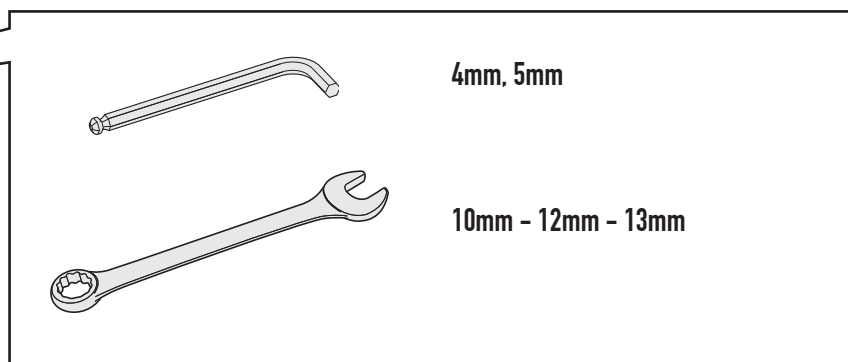
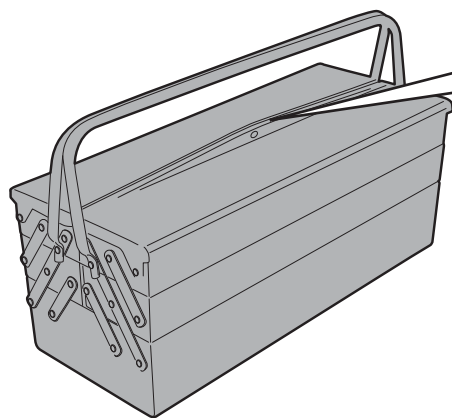
| N° | Descrizione | Caratteristiche | Codice | Quantità | |
|----|---|-----------------|------------------------|-----------|---|
| 1 | Supporto - Support - Support Halierung - Soporte - Apoio | Sp. 3mm | GL2639 | 2 (Dx;Sx) |  |
| 2 | Supporto - Support - Support Halierung - Soporte - Apoio | Sp. 3mm | GL2640 | 2 (Dx;Sx) |  |
| 3 | Supporto - Support - Support Halierung - Soporte - Apoio | - | GNB1268DX GNB1268SX | 2 (Dx;Sx) |  |
| 4 | Supporto - Support - Support Halierung - Soporte - Apoio | Sp. 4mm | GL2641P | 1 |  |
| 5 | Piastra - Plate Platine - Platte Parrilla - Grelha | - | M5M | 1 |  |
| 6 | Vite - Screw Vis - Schraube Tornillo - Parafuso | TE M6x35 | 635TEN | 2 |  |
| 7 | Vite - Screw Vis - Schraube Tornillo - Parafuso | TBEI M6x60 | 660TBEI | 2 |  |
| 8 | Vite - Screw Vis - Schraube Tornillo - Parafuso | TECF M8x75 | 875TSP | 2 |  |
| 9 | Vite - Screw Vis - Schraube Tornillo - Parafuso | TSCEI M8x55 | 855TSP | 2 |  |
| 10 | Vite - Screw Vis - Schraube Tornillo - Parafuso | TCEI M6x20 | 620TCEI | 4 |  |
| 11 | Vite - Screw Vis - Schraube Tornillo - Parafuso | TECF M8x20 | 820TECF | 2 |  |

SR3105M - KR3105M

PORTAPACCO SPECIFICO - SPECIFIC HOLDER - PORTE-PAQUET SPÉCIFIQUE - SPEZIFISCHER TRÄGER - PORTA-EQUIPAJE ESPECÍFICO - TRANSPORTADOR ESPECÍFICO

SUZUKI DL1000 V-STROM (2014)

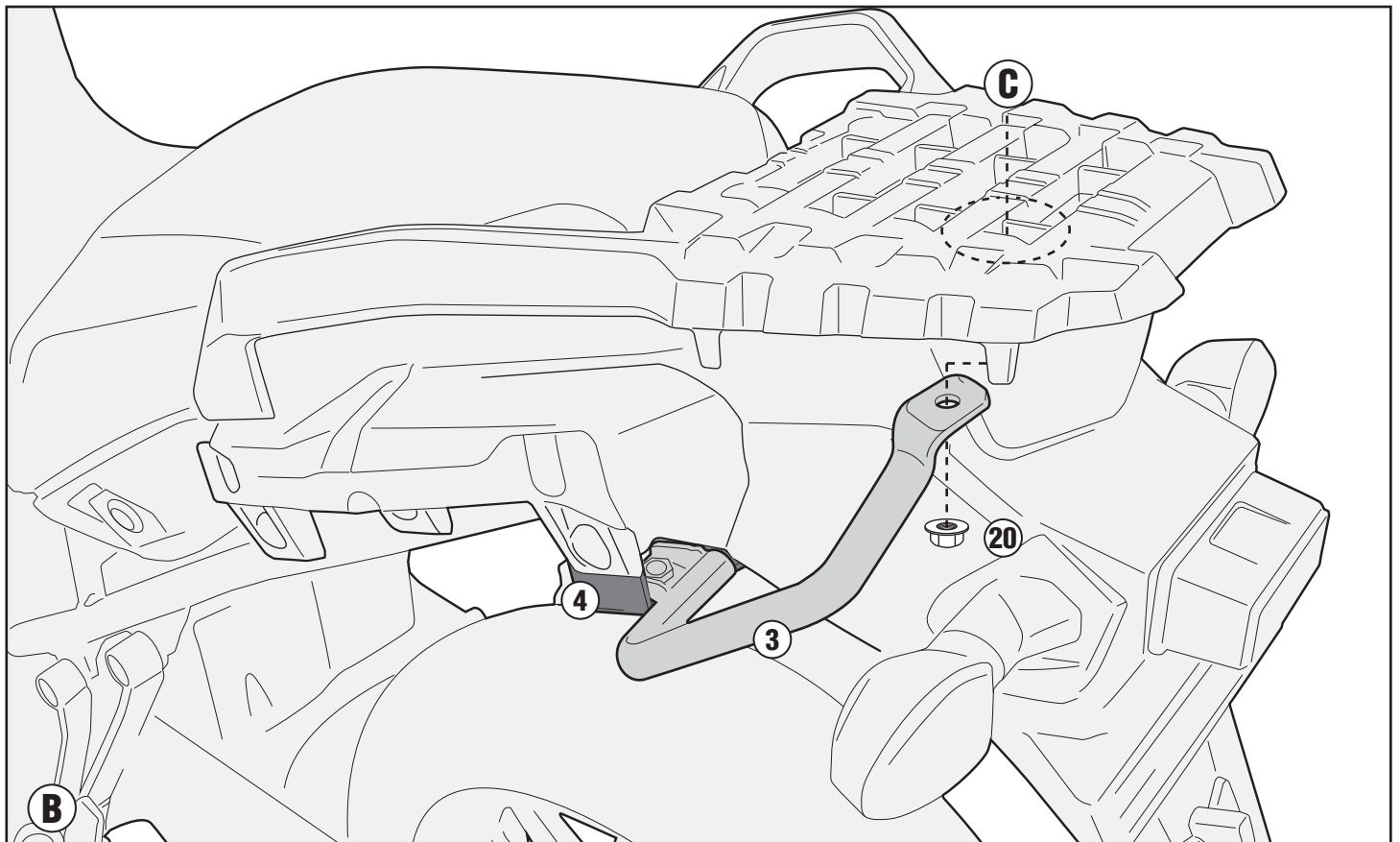
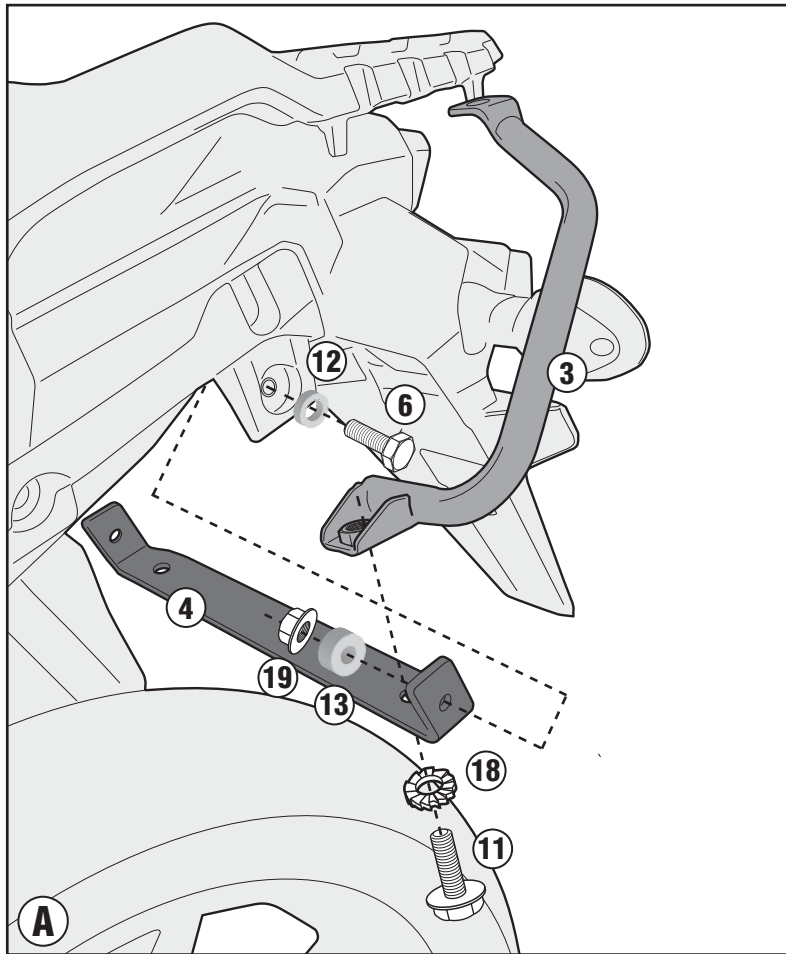
| N° | Descrizione | Caratteristiche | Codice | Quantità | |
|----|--|--|---------------|----------|---|
| 12 | Distanziale - Spacer Entretoise - Distanzstueck Distanciador - Espaçador | Ø10x3 Foro 6,5mm | C10L3F6,5T | 2 |  |
| 13 | Distanziale - Spacer Entretoise - Distanzstueck Distanciador - Espaçador | Ø14x6,5 Foro 7mm | C14L6,5F7T | 2 |  |
| 14 | Distanziale - Spacer Entretoise - Distanzstueck Distanciador - Espaçador | Ø12x13,7 Foro 8,2mm | C12L13,7F8,2T | 2 |  |
| 15 | Distanziale - Spacer Entretoise - Distanzstueck Distanciador - Espaçador | Ø20x12,5 Foro 9mm | C20L12,5F9T | 2 |  |
| 16 | Distanziale - Spacer Entretoise - Distanzstueck Distanciador - Espaçador | Ø22x20 Foro 70,5mm | C22L20F10,5T | 4 |  |
| 17 | Rondella - Washer Rondelle - Scheibe Arandela - Arruela | Ø6 | 6RON | 6 |  |
| 18 | Rondella - Washer Rondelle - Scheibe Arandela - Arruela | Zigrinata Ø8 | 814RONZ | 2 |  |
| 19 | Dado - Bolt - Ecrou Mutter - Tuerca - Porca | Auto Bloccante Flangiato M6 | 6DADIAFLN | 6 |  |
| 20 | Dado - Bolt - Ecrou Mutter - Tuerca - Porca | Dado Auto Blocante Flangiato Ribassato M8 | 8DADIFN | 2 |  |
| 21 | Copriforo - Bolt Cap Cache Trou - Stopslock Tapa Agujero - Tampa do Orificio | - | Z621 | 6 |  |



SR3105M - KR3105M

PORTAPACCO SPECIFICO - SPECIFIC HOLDER - PORTE-PAQUET SPÉCIFIQUE - SPEZIFISCHER TRÄGER - PORTA-EQUIPAJE ESPECÍFICO - TRANSPORTADOR ESPECÍFICO

SUZUKI DL1000 V-STROM (2014)



ISTRUZIONI DI MONTAGGIO - MOUNTING INSTRUCTIONS
INSTRUCTIONS DE MONTAGE - BAUANLEITUNG
INSTRUCCIONES DE MONTAJE - INSTRUÇÕES DE MONTAGEM

SR3105M - KR3105M

PORTAPACCO SPECIFICO - SPECIFIC HOLDER - PORTE-PAQUET SPÉCIFIQUE - SPEZIFISCHER TRÄGER - PORTA-EQUIPAJE ESPECÍFICO - TRANSPORTADOR ESPECÍFICO

SUZUKI DL1000 V-STROM (2014)

